

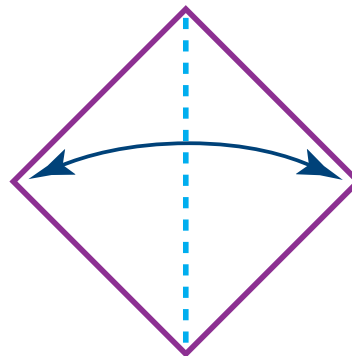
MEET YOUR SHIPMATES



Make a Paper Dog

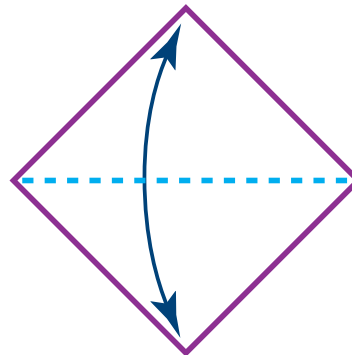
Step 1

Fold a square piece of paper in half and open it back up.



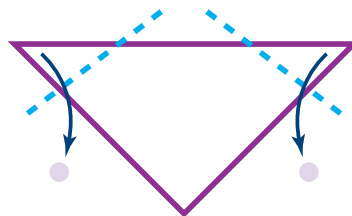
Step 2

Fold the top corner down to the bottom corner.



Step 3

Fold the two top corners down to the points shown.

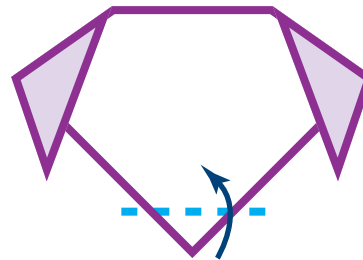


Guerriere the Terrier



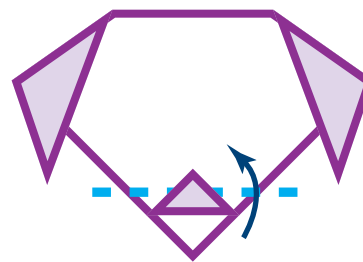
Step 4

Fold the top layer of the bottom corner up a little way.



Step 5

Fold this layer up again, from the top of the triangle as shown.



Congratulations!

You've completed Guerriere.
Now give him a personality
and add eyes and a nose.

