

ALL HANDS ON DECK



Write a Secret Message

You will need:

Signal Flag Decoding Chart

Paper





Pencil

Markers, crayons, or colored pencils

Scissors

Yarn or string

A ruler or straight edge (optional)





























Instructions:

- Choose a word or phrase that you would like to spell (such as your name or a nautical word like “anchor,” “ship,” or even “USS Constitution”).
- Using the Signal Flag Decoding Chart, find the flags that spell your word.
- Copy the flags that represent the letters in your words. Or, download and print them from the “Hands-on Activities” link on www.asailorslifeforme.org.
- Color and cut out your flags.
- String them together to create a word.
- Challenge your friends and family to decode your flags!





Signal Flag Decoding Chart

					
A	B	C	D	E	F
					
G	H	I	J	K	
					
L	M	N	O	P	
					
Q	R	S	T	U	
					
V	W	X	Y	Z	